

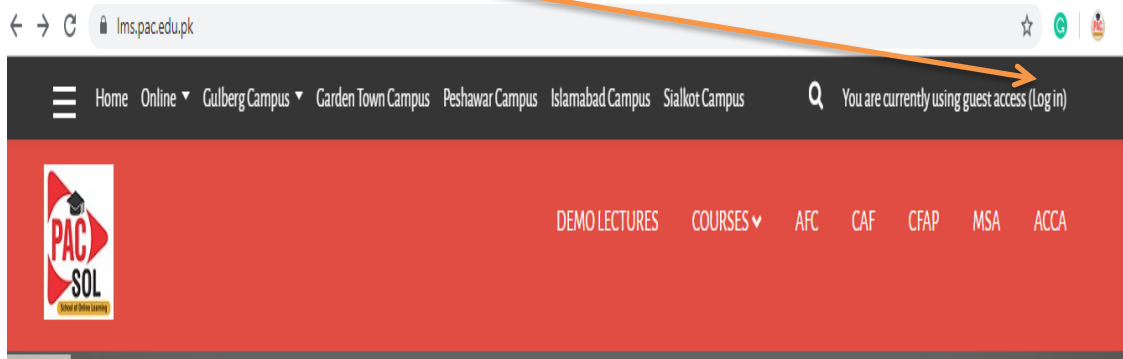
Welcome to PAC-LMS

1. What is PAC-LMS?

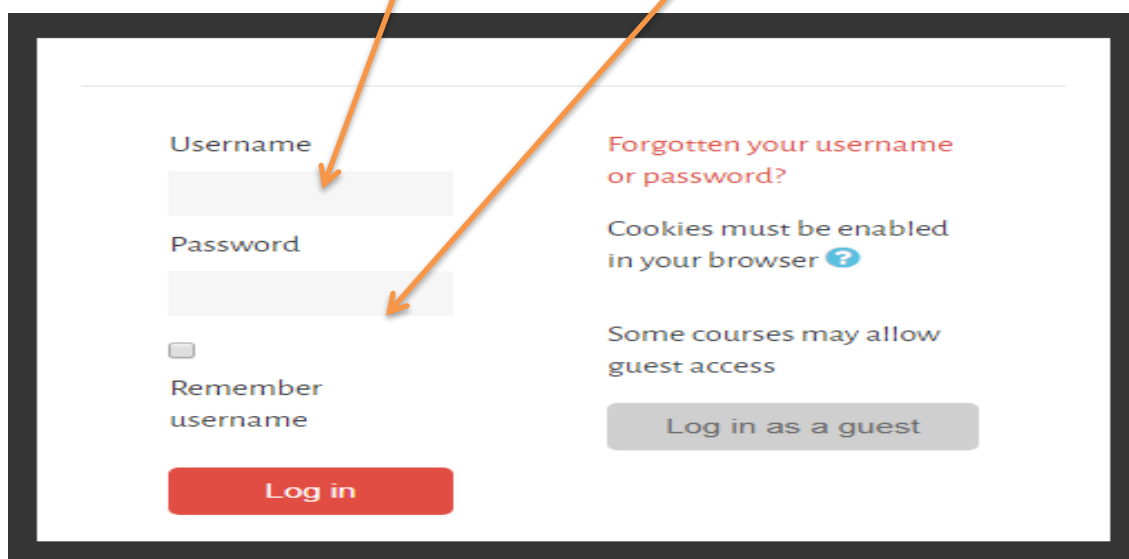
PAC-LMS is Professionals' Academy of Commerce's Online Learning Environment. PAC-LMS provides access to online content, activities and communication tools. You can access anytime to view course syllabus, to submit online assignments, to view online attendance report, as well as review feedback and manually conducted tests grades online, class resources, mocks, referral tests, ICAP resources & notifications regarding change in class timings etc.

2. How do I access PAC-LMS?

- Open an up-to-date web browser and Go to: <https://lms.pac.edu.pk>
- Select the **Login button** from the top right of the page.

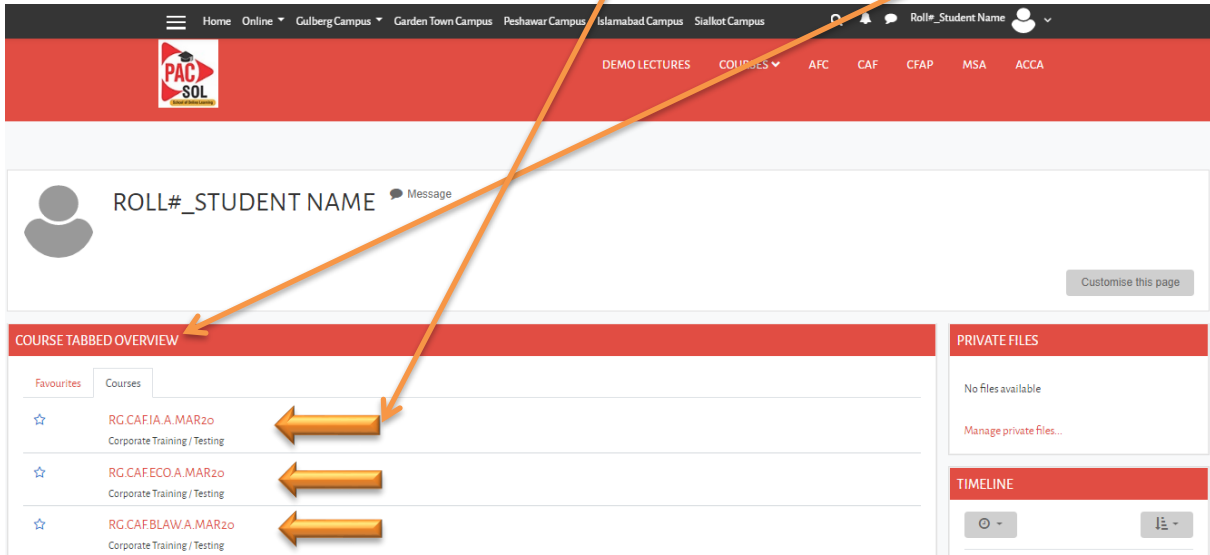


- Enter your provided **Username** (e.g. abcd123) and **Password** (e.g. Pac-11847) and click Log in. (**Note:** Username & Password will send you by PAC College through SMS & Email)



3. How do I find my Courses?

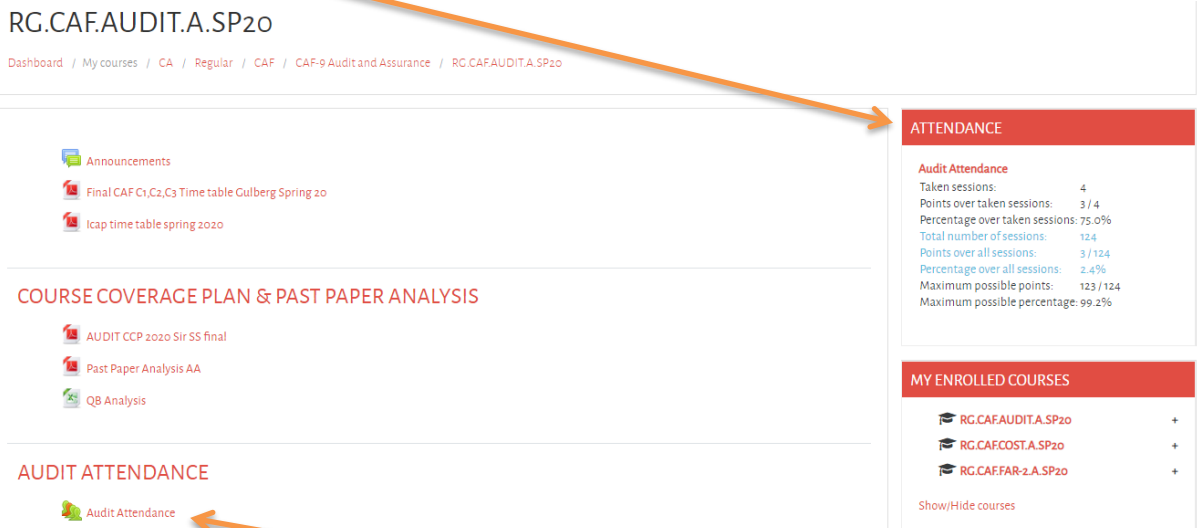
Once logged in, you will be directed to the PAC-LMS Homepage. This provides access to your enrolled courses, as well as LMS updates. Your courses will be display in COURSE TABBED OVERVIEW.



4. How do I see my attendance?

Click the course on which you are enrolled and wanted to view the attendance related contents and activities. PAC-LMS allows to You & their parents to view attendance summary and day by day attendance report.

- After click on the course on which you want to see attendance, You can see their attendance summary like this.



- You can see their day by day attendance by clicking on Attendance activity.

For farther information you can contact us on lms@pac.edu.pk

- You can see day by day attendance of a course including class **date & time** like this. You can view his/her course weekly, monthly and all attendance by **clicking on these buttons**.

RG.CAF.AUDIT.A.SP2o

Dashboard / My courses / CA / Regular / CAF / CAF-9 Audit and Assurance / RG.CAF.AUDIT.A.SP2o / Audit Attendance / Audit Attendance / Attendance report

This course All courses

October

All All past Months Weeks Days

Date	Description	Status	Points	Remarks
Mon 7 Oct 2019 8:30AM - 9:30AM	Regular class session	Present	1 / 1	
Tue 8 Oct 2019 8:30AM - 9:30AM	Regular class session	Absent	0 / 1	
Thu 10 Oct 2019 8:30AM - 9:30AM	Regular class session	Present	1 / 1	
Mon 14 Oct 2019 8:30AM - 9:30AM	Regular class session	Present	1 / 1	

(Note: it's just a one course report. If you want to see another course day by day, weekly or monthly attendance reports then you have to go into that course attendance activity).

You can see their all courses attendance report summary by clicking on the **All Courses** like this.

RG.CAF.AUDIT.A.SP2o

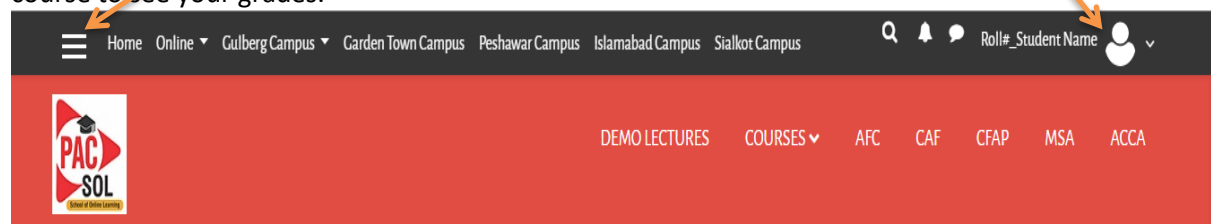
Dashboard / My courses / CA / Regular / CAF / CAF-9 Audit and Assurance / RG.CAF.AUDIT.A.SP2o / Audit Attendance / Audit Attendance / Attendance report

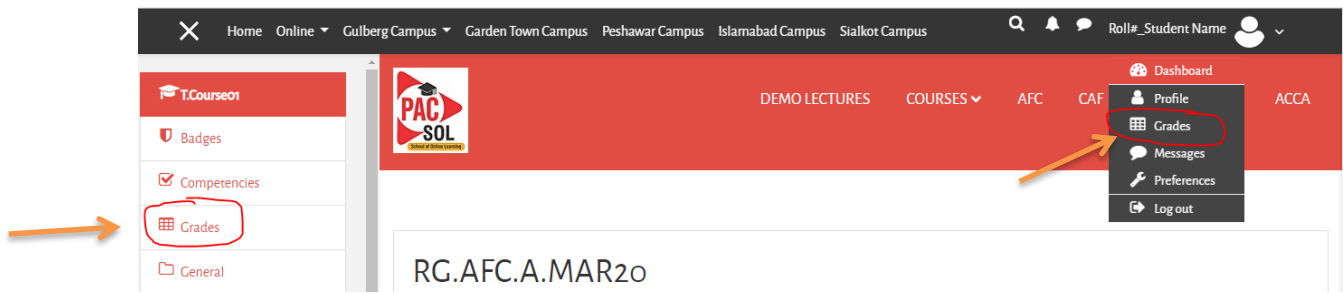
This course All courses

Course	Attendance	Taken sessions	Points over taken sessions	Percentage over taken sessions
RG.CAF.AUDIT.A.SP2o	Audit Attendance	4	3 / 4	75.0%
RG.CAF.COST.A.SP2o	CMAC Attendance	1	1 / 1	100.0%
RG.CAF.FAR-2.A.SP2o	FAR-II Attendance	0	0 / 0	-
Average attendance				87.5%

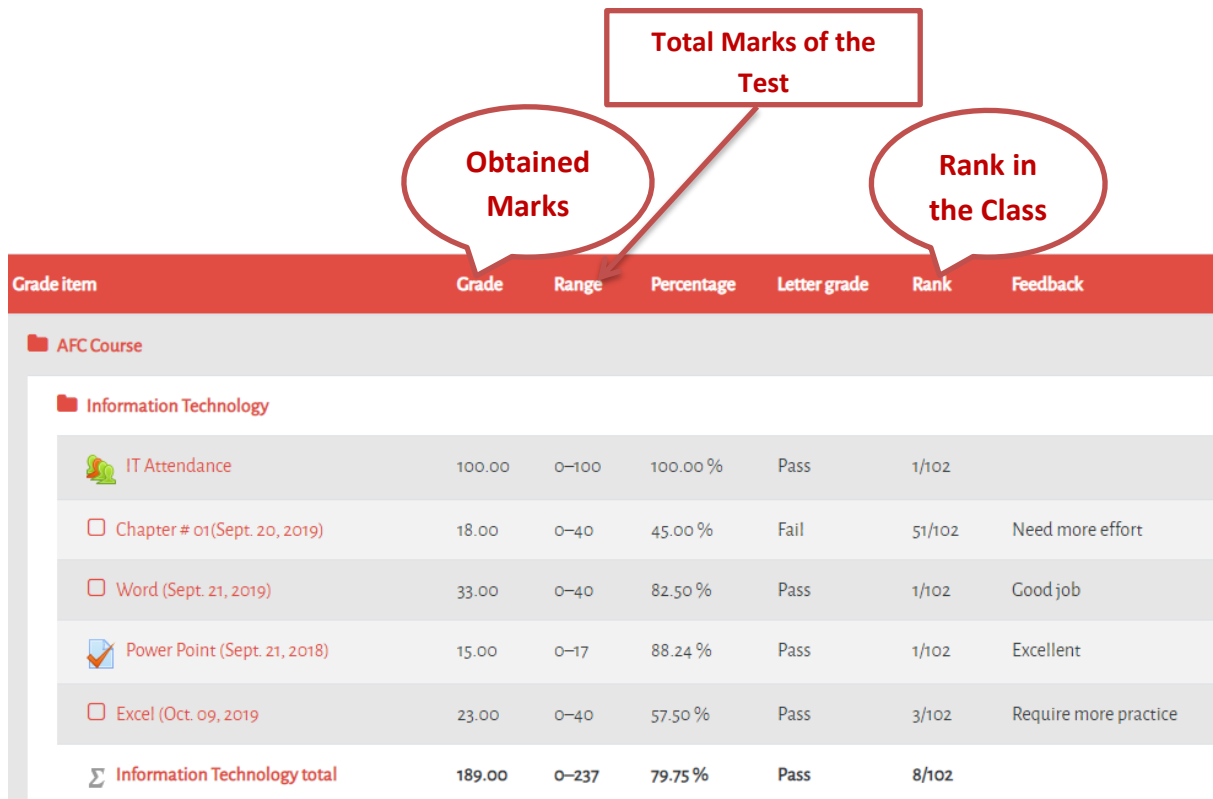
5. How can I check my grades?

To check your grades, **click on the link labeled Grades** in the navigation panel found on the left side of your course home page. You can also get to your grades by opening the **user menu** in the top right corner of the page and selecting the Grades link. From there, click on the name of your course to see your grades.





- After click on the grades you will get your grades like this.



The screenshot shows the 'Grades' page for an 'AFC Course' under 'Information Technology'. The table below has columns for 'Grade item', 'Grade', 'Range', 'Percentage', 'Letter grade', 'Rank', and 'Feedback'. Callouts point to the 'Total Marks of the Test' (Grade column), 'Obtained Marks' (Grade column), and 'Rank in the Class' (Rank column).

Grade item	Grade	Range	Percentage	Letter grade	Rank	Feedback
AFC Course						
Information Technology						
IT Attendance	100.00	0-100	100.00 %	Pass	1/102	
<input type="checkbox"/> Chapter # 01(Sept. 20, 2019)	18.00	0-40	45.00 %	Fail	51/102	Need more effort
<input type="checkbox"/> Word (Sept. 21, 2019)	33.00	0-40	82.50 %	Pass	1/102	Good job
<input checked="" type="checkbox"/> Power Point (Sept. 21, 2018)	15.00	0-17	88.24 %	Pass	1/102	Excellent
<input type="checkbox"/> Excel (Oct. 09, 2019)	23.00	0-40	57.50 %	Pass	3/102	Require more practice
Σ Information Technology total	189.00	0-237	79.75 %	Pass	8/102	